

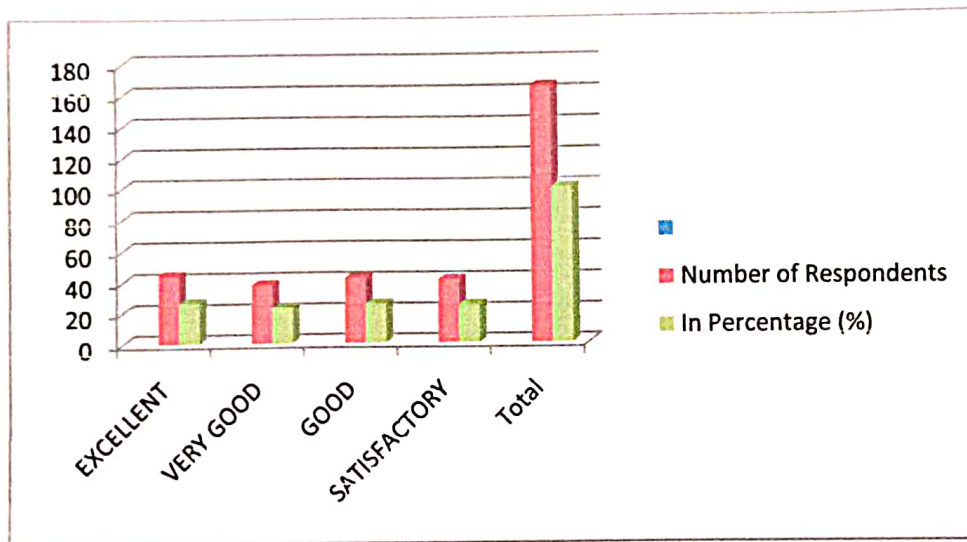
-Students feedback data analysis –

Session 2017-18

1-How do you rate the CBCS pattern vis a vis old year pattern.


Students approach	EXCELLENT	VERY GOOD	GOOD	SATISFACTORY	Total
Number of Respondents	44	38	42	41	165
In Percentage (%)	26.67	23.03	25.45	24.85	100

Figure-1 bar diagram of the CBCS pattern vis a vis old year pattern.



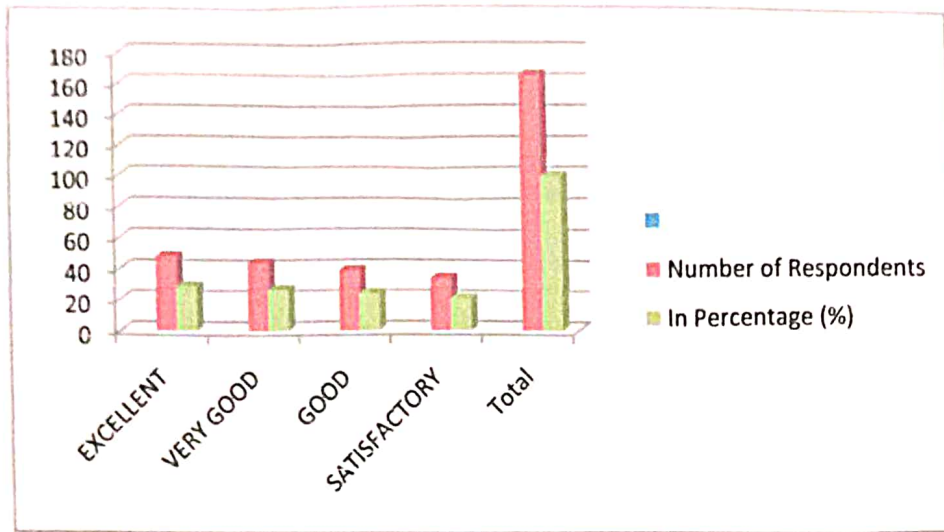
2-Method of transaction of curriculum.

Students approach	EXCELLENT	VERY GOOD	GOOD	SATISFACTORY	Total
Number of Respondents	48	44	39	34	165
In Percentage (%)	29.09	26.67	23.64	20.6	100


 Co-ordinator
 IQAC
 S.G S. Govt. Degree
 College, Chakrata (D.Dun)


 प्राचार्य
 श्री गुलाब सिंह राजकीय महाविद्यालय
 चकराता (देहरादून)

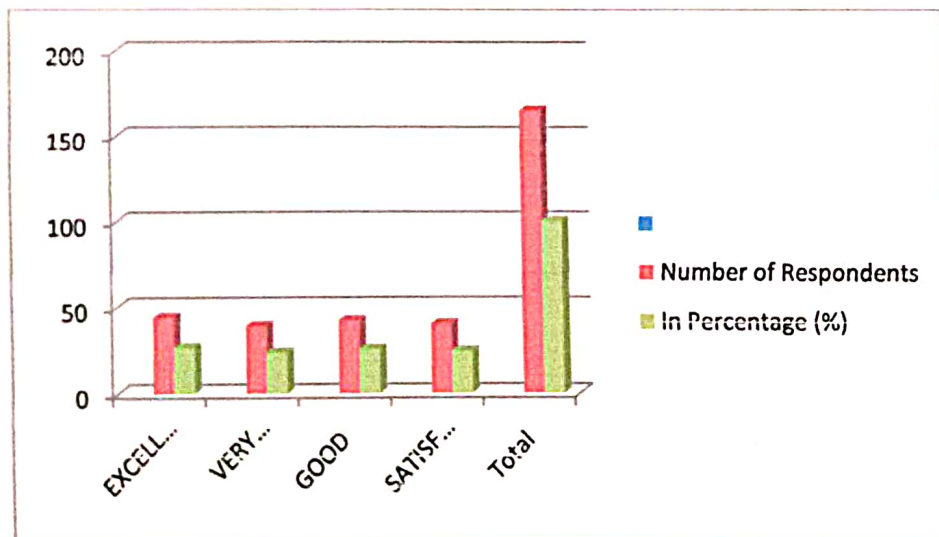
Figure-2 bar diagram of the Method of transaction of curriculum.





3- what is your rating of syllabus is completed in time.

Students approach	EXCELLENT	VERY GOOD	GOOD	SATISFACTORY	Total
Number of Respondents	44	39	42	40	165
In Percentage (%)	26.67	23.64	25.45	24.24	100

Figure-3 bar diagram of the rating of syllabus is completed in time.



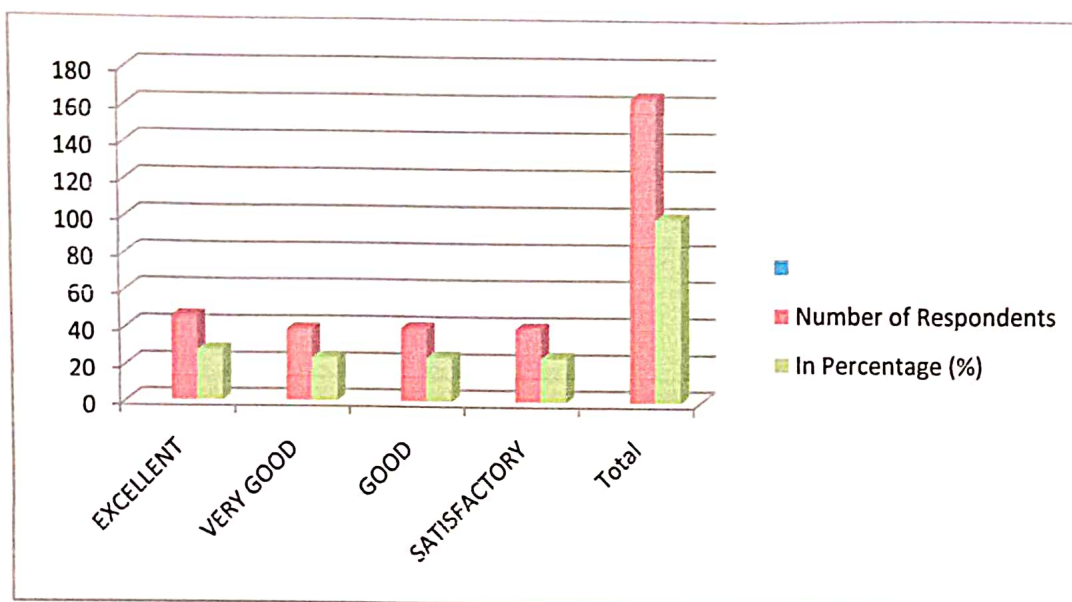

 Co-ordinator
 IQAC
 S.G.S. Govt. Degree
 College, Chakrata (D.Dun)


 प्राचार्य
 श्री गुलाब सिंह राजकीय महाविद्यालय
 चकराता (देहरादून)

4- the content of the curriculum are in with the ugc/net/csir/competitive exam.


Students approach	EXCELLENT	VERY GOOD	GOOD	SATISFACTORY	Total
Number of Respondents	46	39	40	40	165
In Percentage (%)	27.88	23.64	24.24	24.24	100

Figure-4 bar diagram of the curriculum are in with the ugc/net/csir/competitive exam.



5- How do you rate the curriculum on skill enhancement.

Students approach	EXCELLENT	VERY GOOD	GOOD	SATISFACTORY	Total
Number of Respondents	44	46	34	41	165
In Percentage (%)	26.67	27.88	20.6	24.85	100


 Co-ordinator
 IQAC
 S.G S. Govt. Degree
 College, Chakrata (D.Dun)


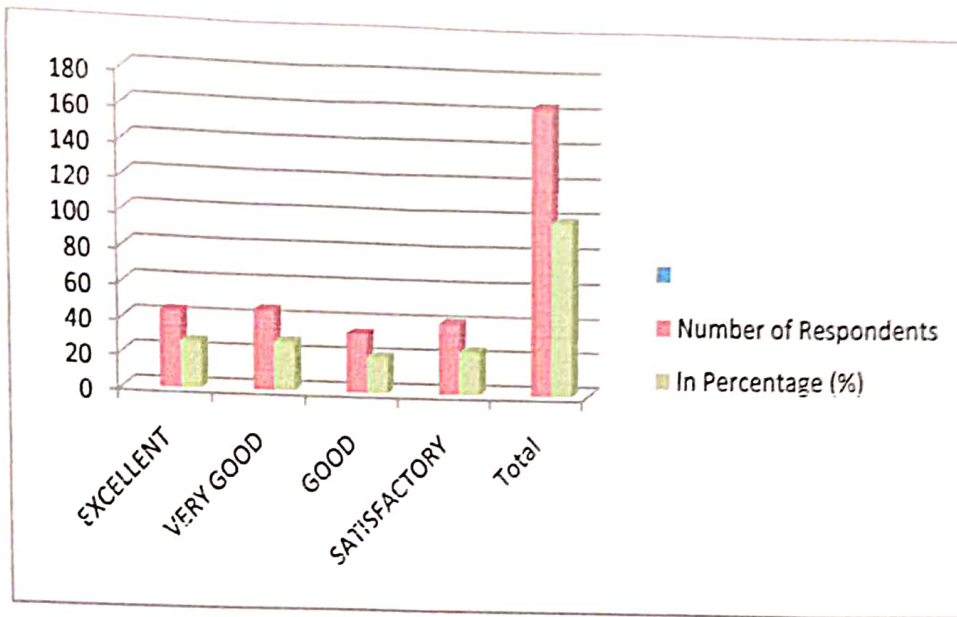

 प्राचार्य
 श्री गुलाब सिंह राजकीय महाविद्यालय
 चकराता (देहरादून)

Figure-5 bar diagram of rate the curriculum on skill enhancement.



Co-ordinator
IQAC
S.G.S. Govt. Degree
College, Chakrata (D.Dun)

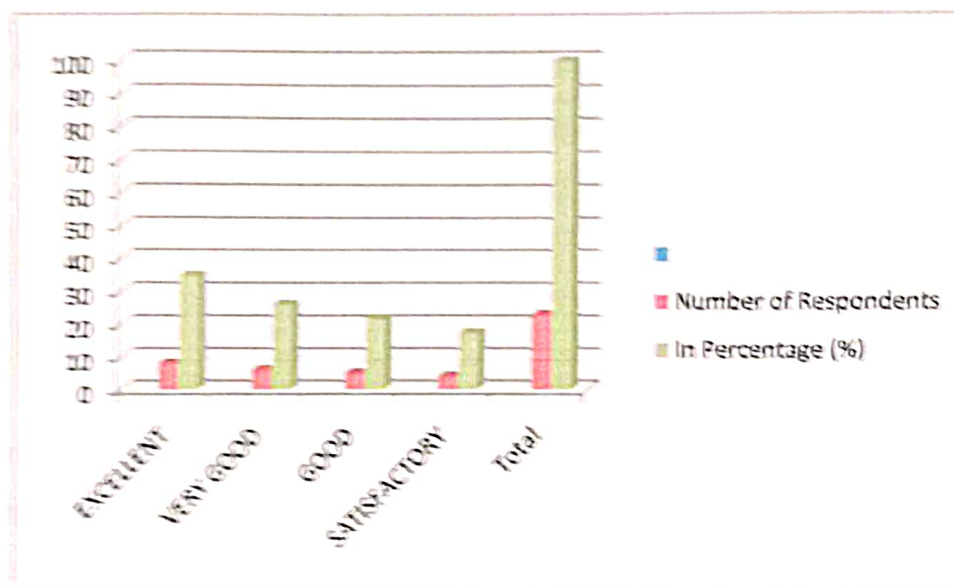
प्राचार्य
श्री गुलाब सिंह राजकीय महाविद्यालय
चकराता (देहरादून)

Alumni feedback data analysis 2017-18

1-Your rating of the C.B.C.S pattern vis a vis yearly pattern.

ALUMNI APPROACH	EXCELLENT	VERY GOOD	GOOD	SATISFACTORY	Total
Number of Respondents	3	6	5	4	23
In Percentage (%)	34.78	26.09	21.74	17.39	100

1-Bar diagram of the C.B.C.S pattern vis a vis yearly pattern.




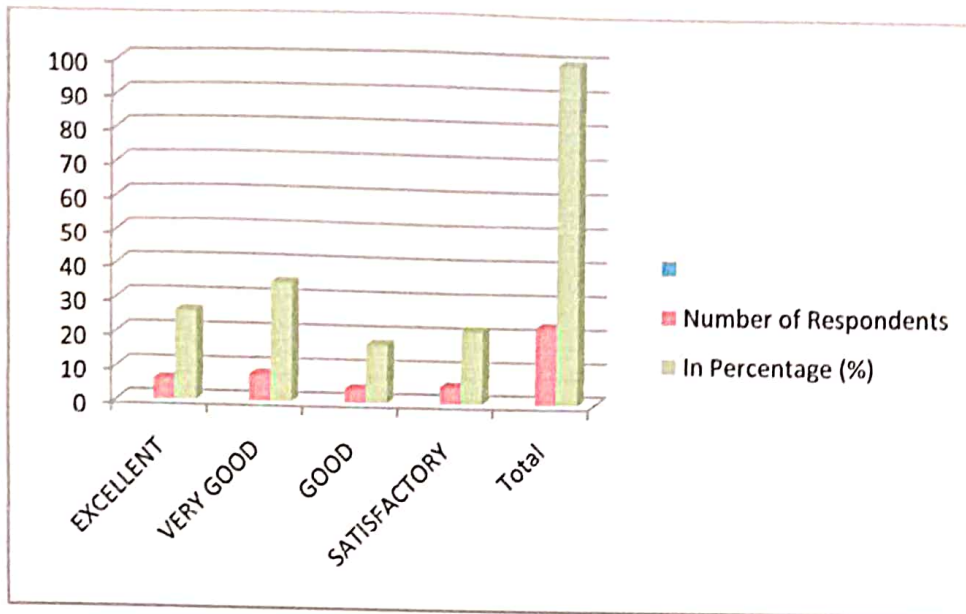
2-what is the level of teacher's dedication towards campus.

ALUMNI APPROACH	EXCELLENT	VERY GOOD	GOOD	SATISFACTORY	Total
Number of Respondents	6	8	4	5	23
In Percentage (%)	26.09	34.78	17.39	21.74	100

2-Bar diagram is the level of teacher's dedication towards campus.


 Co-ordinator
 IQAC
 S.G.S. Govt. Degree
 College, Chakrata (D.Dun)

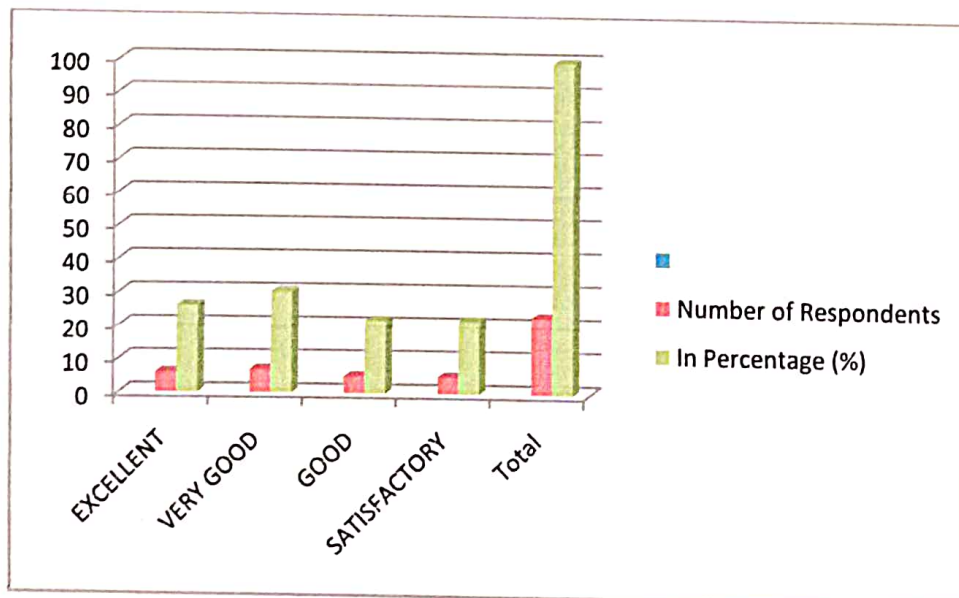

 प्राचार्य
 श्री गुलाब सिंह राजकीय महाविद्यालय
 चकराता (देहरादून)





3-Integration of cross cutting issues like gender equity, ethics, environment sustainability etc.into the curriculum.

ALUMNI APPROACH	EXCELLENT	VERY GOOD	GOOD	SATISFACTORY	Total
Number of Respondents	6	7	5	5	23
In Percentage (%)	26.09	30.43	21.74	21.74	100

3-Bar diagram integration of cross cutting issues like gender equity, ethics, environment sustainability etc.into the curriculum.



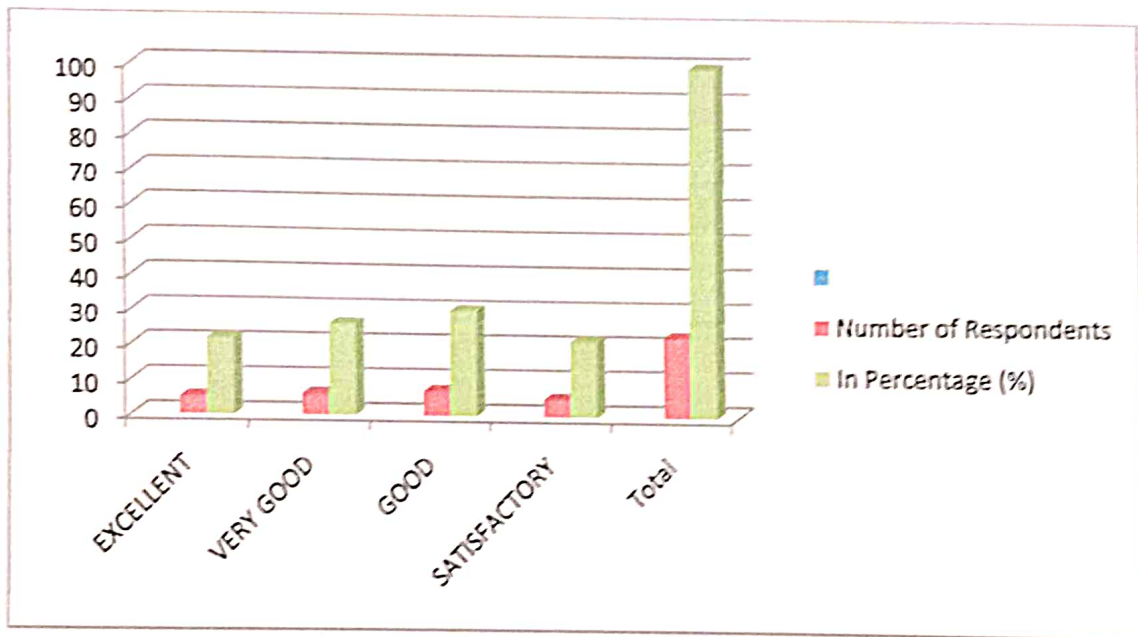

 Co-ordinator
 IQAC
 S.G.S. Govt. Degree
 College, Chakrata (D.Dun)


 प्राचार्य
 श्री गुलाब सिंह राजकीय महाविद्यालय
 चकराता (देहरादून)

4-how do rate of evaluation into break internal and external evaluation


ALUMNI APPROACH	EXCELLENT	VERY GOOD	GOOD	SATISFACTORY	Total
Number of Respondents	5	6	7	5	23
In Percentage (%)	21.74	26.09	30.43	21.74	100


4 Bar diagram rate of evaluation into break internal and external evaluation.



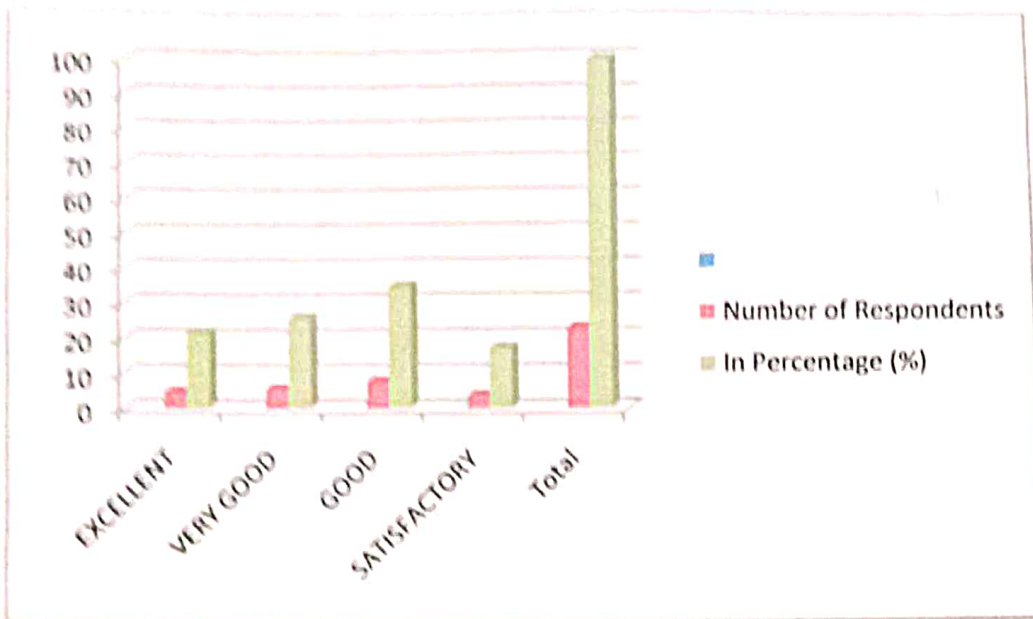
5-how do you rate of methods of curriculum delivery by the teacher.

ALUMNI APPROACH	EXCELLENT	VERY GOOD	GOOD	SATISFACTORY	Total
Number of Respondents	5	6	8	4	23
In Percentage (%)	21.74	26.09	34.78	17.39	100


 Co-ordinator
 IOAC
 S.G.S. Govt. Degree
 College, Chakrata (D. Distt)


 प्रिन्सिपल
 श्री गुलाब सिंह राजकीय महाविद्यालय
 चकराता (देहरादून)

5- Bar diagram rate of methods of curriculum delivery by the teacher



[Handwritten Signature]

Co-ordinator
IQAC
S.G.S. Govt. Degree
College, Chakrata (D.Dun)

[Handwritten Signature]

प्राचार्य
श्री गुलाब सिंह राजकीय महाविद्यालय
चक्राता (देहरादून)

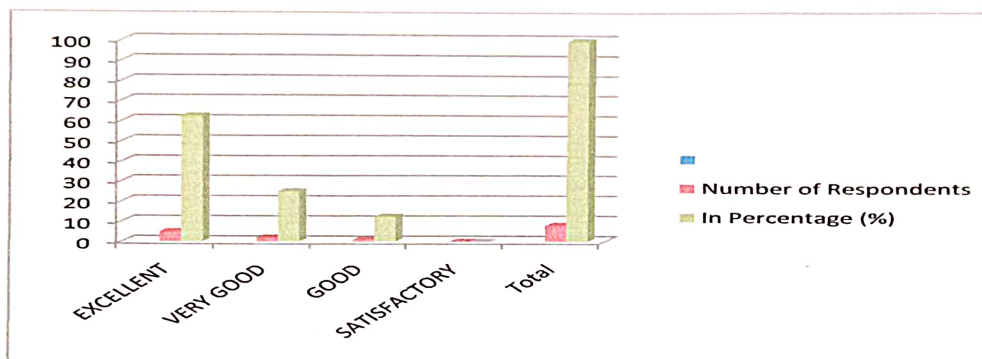
Teacher feedback data analysis –

Session 2017-18

1-How do you rate the C.B.C.S Pattern vis a vis old year pattern in context of students.

TEACHER APPROACH	EXCELLENT	VERY GOOD	GOOD	SATISFACTORY	Total
Number of Respondents	5	2	1	0	8
In Percentage (%)	62.5	25	12.5	0	100


Figure-1 bar diagram of the CBCS pattern vis a vis old year pattern



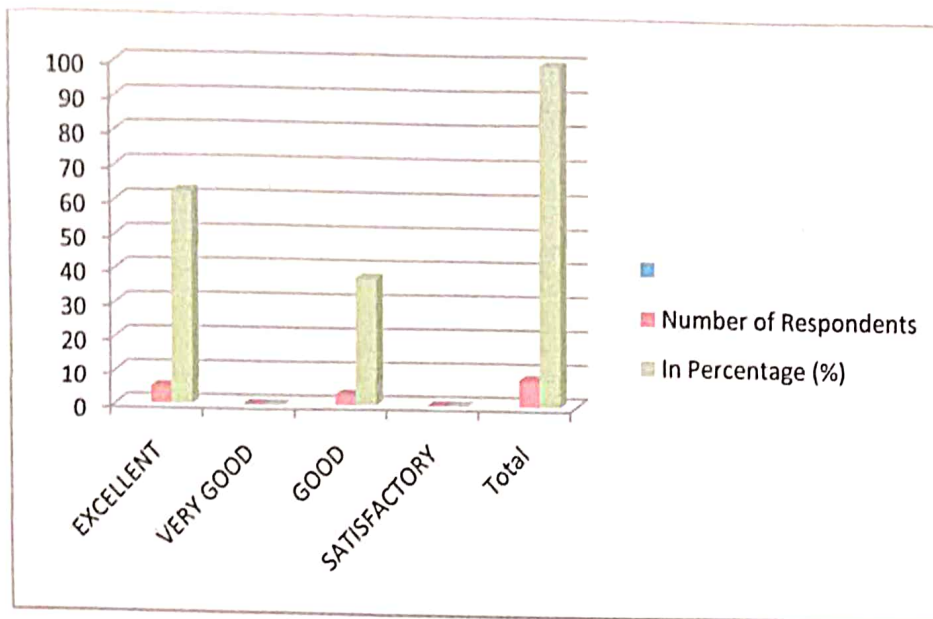
2-what is your rating of CES(Continuous Evaluation system) in the context of subject knowledge acquired by the student.

TEACHER APPROACH	EXCELLENT	VERY GOOD	GOOD	SATISFACTORY	Total
Number of Respondents	5	0	3	0	8
In Percentage (%)	62.5	0	37.5	0	100

Figure-2 bar diagram rating of CES(Continuous Evaluation system) in the context of subject knowledge acquired by the student.


 Co-ordinator
 IQAC
 G. S. Govt. Degree
 College, Chakrata (D.Dun)

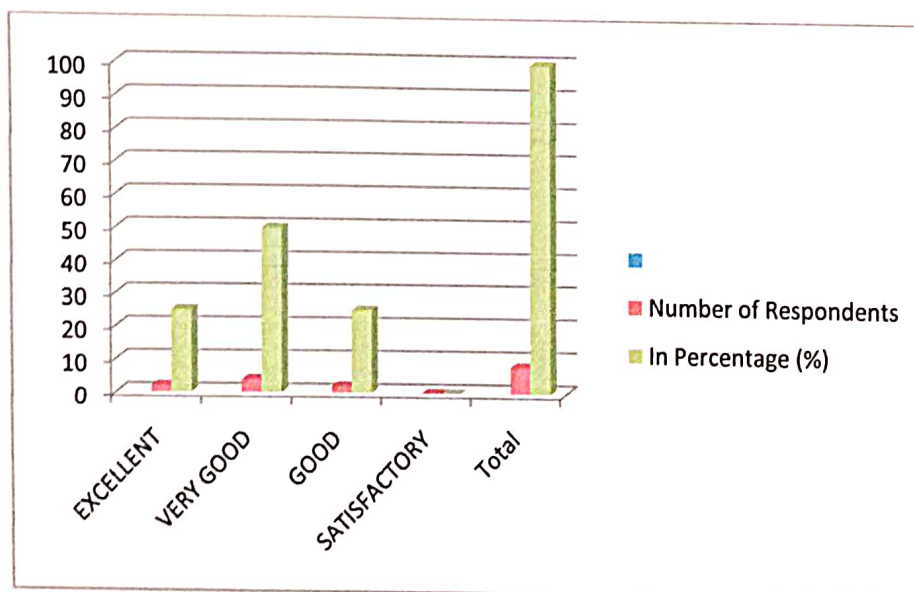

 प्राचार्य
 श्री गुलाब सिंह राजकीय महाविद्यालय
 चक्राता (देहरादून)



3- the curriculum is balanced with regard to the theoretical and practical knowledge.

TEACHER APPROACH	EXCELLENT	VERY GOOD	GOOD	SATISFACTORY	Total
Number of Respondents	2	4	2	0	8
In Percentage (%)	25	50	25	0	100

Figure-3 Bar diagram the curriculum is balanced with regard to the theoretical and practical knowledge.



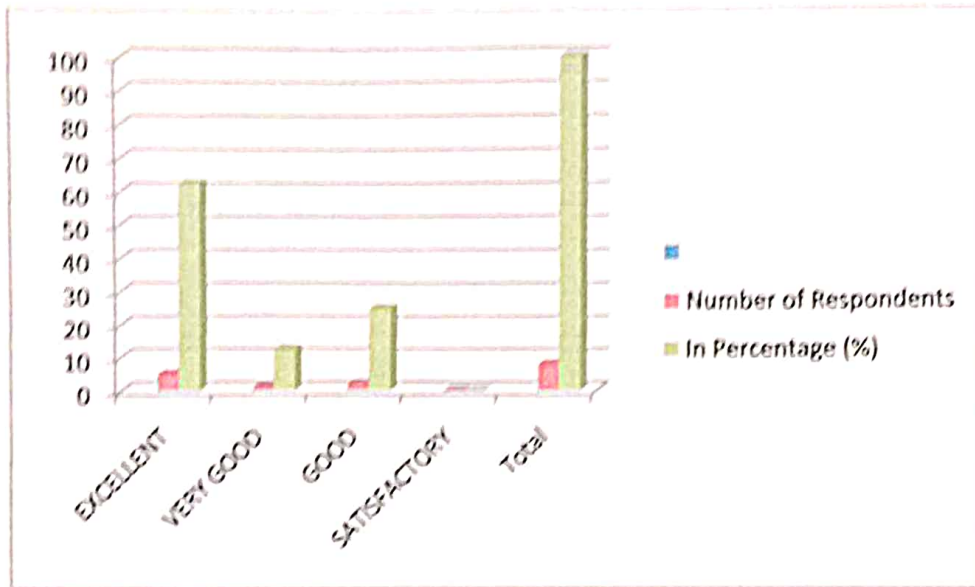

 Co-ordinator
 IQAC
 G. S. Govt. Degree
 College, Chakrata (D.Dun)


 प्राचार्य
 श्री गुलाब सिंह राजकीय महाविद्यालय
 चकराता (देहरादून)

4 -How do you rate the curriculum with respect to skill enhancement?

TEACHER APPROACH	EXCELLENT	VERY GOOD	GOOD	SATISFACTORY	Total
Number of Respondents	5	1	2	0	8
In Percentage (%)	62.5	12.5	25	0	100


Figure-4 Bar diagram rate the curriculum with respect to skill enhancement.




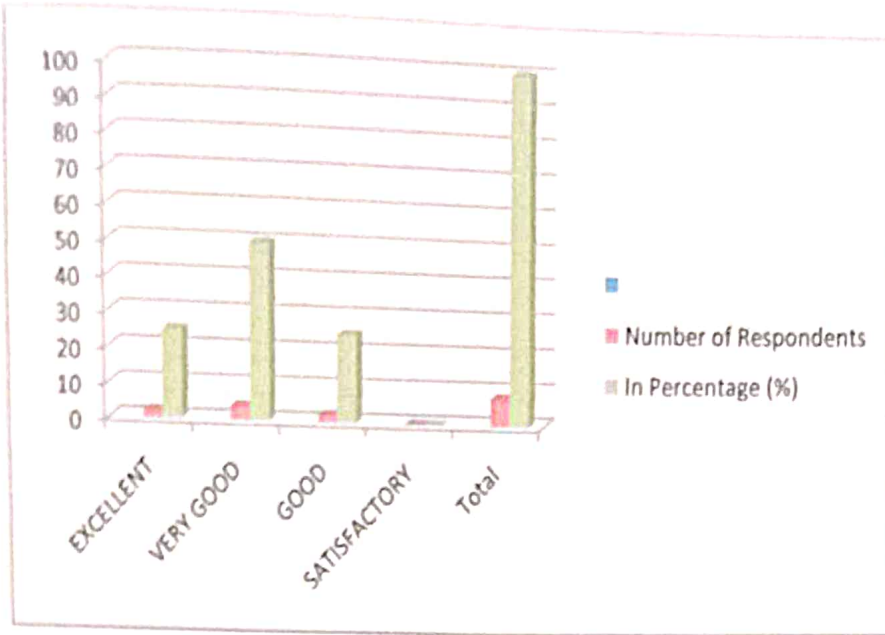
5- the learning outcomes of curriculum are of global standards


TEACHER APPROACH	EXCELLENT	VERY GOOD	GOOD	SATISFACTORY	Total
Number of Respondents	2	4	2	0	8
In Percentage (%)	25	50	25	0	100


Figure-5 Bar diagram of the learning outcomes of curriculum are of global standards


 Co-ordinator
 IQAC
 P. G. S. Govt. Degree
 College, Chakrata (D.Dun)


 प्राचार्य
 श्री गुलाब सिंह राजकीय महाविद्यालय
 चक्राता (देहरादून)




 Co-ordinator
 IQAC
 S G S. Govt. Degree
 College, Chakrata (D.Dun)


 प्राचार्य
 श्री गुलाब सिंह राजकीय महाविद्यालय
 चकराता (देहरादून)