

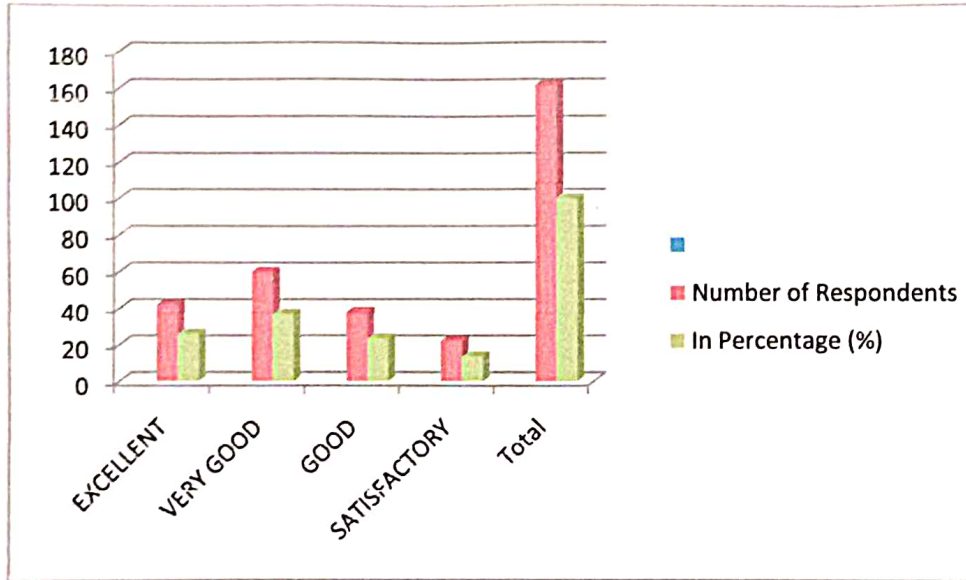
Students feedback data analysis –

Session 2018-19

1-how do you rate the S.D.S.U.V.Semester pattern vis a vis H.N.B.G.U.(C.B.C.S) pattern.

Students APPROACH	EXCELLENT	VERY GOOD	GOOD	SATISFACTORY	Total
Number of Respondents	42	60	38	22	162
In Percentage (%)	25.93	37.03	23.46	13.58	100

Figure-4 bar diagram of rate the S.D.S.U.V.Semester pattern vis a vis H.N.B.G.U.(C.B.C.S) pattern.



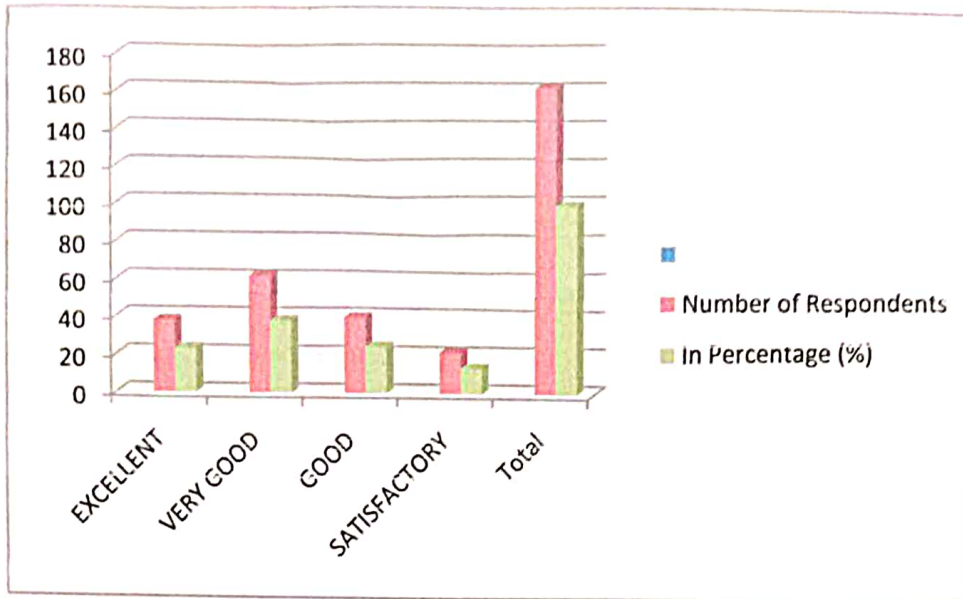
2-Method of transaction of curriculum.

Students APPROACH	EXCELLENT	VERY GOOD	GOOD	SATISFACTORY	Total
Number of Respondents	38	62	40	22	162
In Percentage (%)	23.46	38.27	24.69	13.58	100

Co-ordinator
IQAC
S.G.S. Govt. Degree
College, Chakrata (D.Dun)

प्राचार्य
श्री गुलाब सिंह राजकीय महाविद्यालय
चकराता (देहरादून)

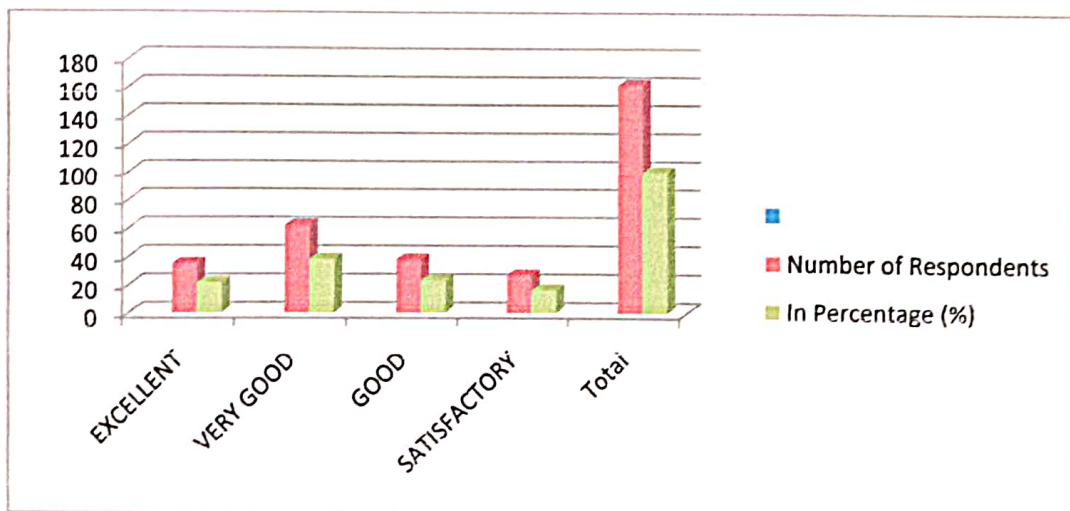
Figure-2 bar diagram of the Method of transaction of curriculum.



3- what is your rating of syllabus is completed in time.

Students APPROACH	EXCELLENT	VERY GOOD	GOOD	SATISFACTORY	Total
Number of Respondents	35	62	38	27	162
in Percentage (%)	21.6	38.27	23.46	16.67	100

Figure-3 bar diagram of the rating of syllabus is completed in time.



Sunny

Co-ordinator
IQAC
S.G.S. Govt. Degree
College, Chakrata (D.Dun)

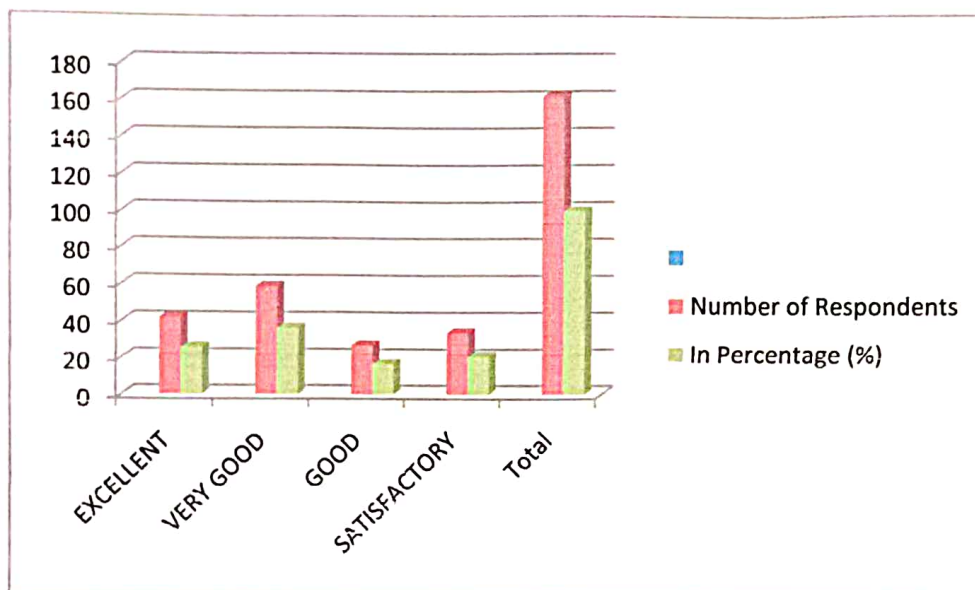
bas

प्राचार्य
श्री गुलाब सिंह राजकीय महाविद्यालय
चकराता (देहरादून)

4- the content of the curriculum are in with the ugc/net/csir/competitive exam.

Students APPROACH	EXCELLENT	VERY GOOD	GOOD	SATISFACTORY	Total
Number of Respondents	42	59	27	34	162
In Percentage (%)	25.93	36.42	16.67	20.98	100

Figure-4 bar diagram of the curriculum are in with the ugc/net/csir/competitive exam.



5- How do you rate the curriculum on skill enhancement.

Students APPROACH	EXCELLENT	VERY GOOD	GOOD	SATISFACTORY	Total
Number of Respondents	32	55	38	37	162
In Percentage (%)	19.75	33.95	23.46	22.84	100

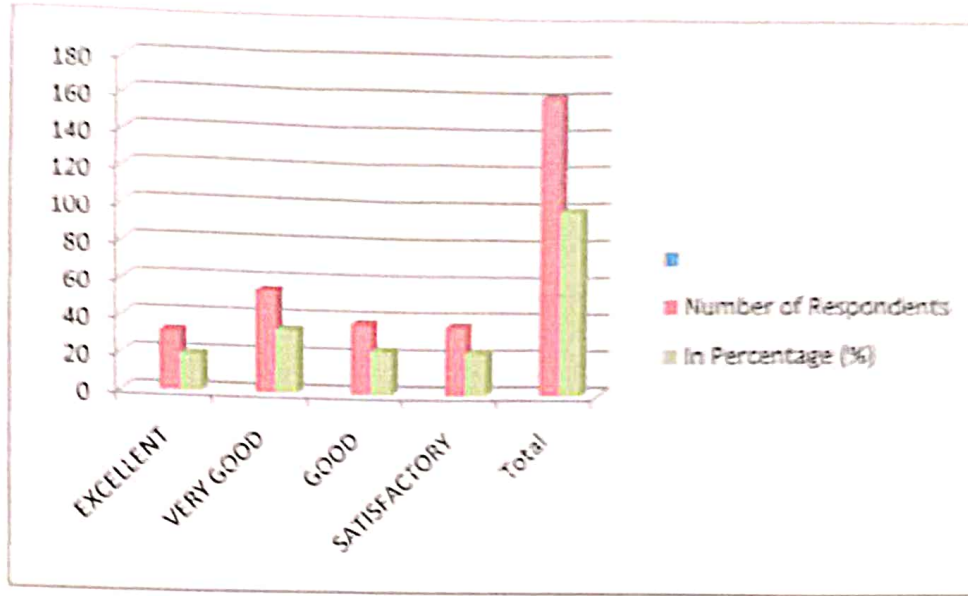
[Signature]


Co-ordinator
IQAC
S.G.S. Govt. Degree
College, Chakrata (D.Dun)


[Signature]

प्राचार्य
श्री गुलाब सिंह राजकीय महाविद्यालय
चकराता (देहरादून)

Figure-5 bar diagram of rate the curriculum on skill enhancement.




Co-ordinator
IQAC
S.G.S. Govt. Degree
College, Chakrata (D.Dun)

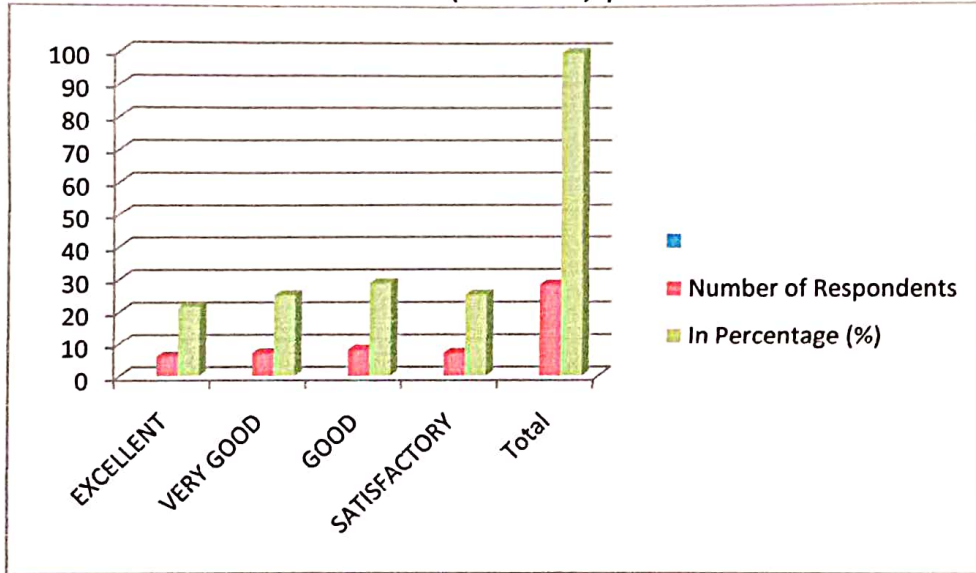

प्राचार्य
श्री गुलाब सिंह राजकीय महाविद्यालय
चक्रसता (देहरादून)

Alumni feedback data analysis 2018-19

1-Your rating of the S.D.S.U.V .Semester pattern vis a vis H.N.B.G.U. (C.B.C.S) pattern.

ALUMNI APPROACH	EXCELLENT	VERY GOOD	GOOD	SATISFACTORY	Total
Number of Respondents	6	7	8	7	28
In Percentage (%)	21.43	25	28.57	25	100

1-Bar diagram rating of the S.D.S.U.V .Semester pattern vis a vis H.N.B.G.U. (C.B.C.S) pattern.



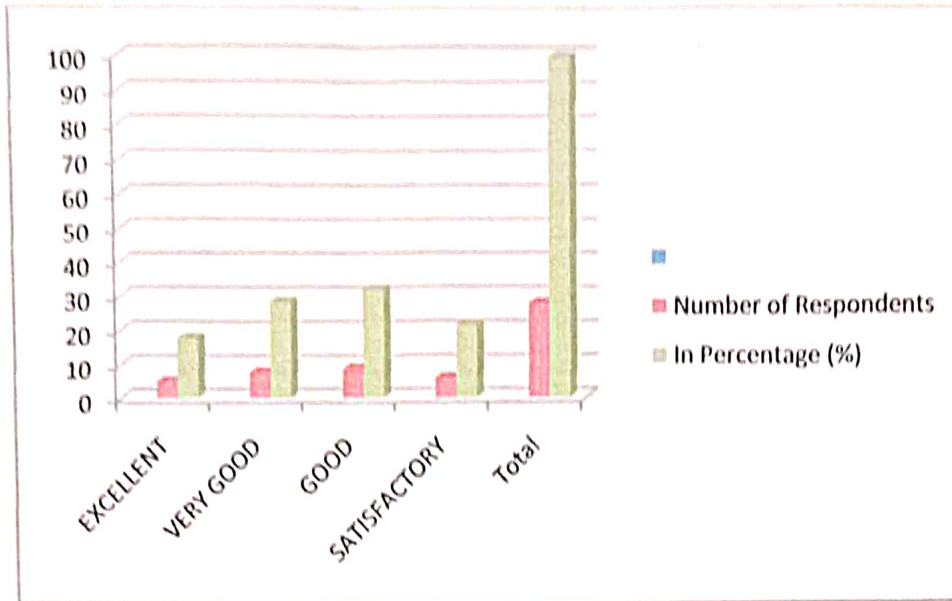
2- what is the level of teacher's dedication towards campus.

ALUMNI APPROACH	EXCELLENT	VERY GOOD	GOOD	SATISFACTORY	Total
Number of Respondents	5	8	9	6	28
In Percentage (%)	17.86	28.57	32.14	21.43	100

2-Bar diagram level of teacher's dedication towards campus.

Co-ordinator
IQAC
S.G.S. Govt. Degree
College, Chakrata (D.Dun)

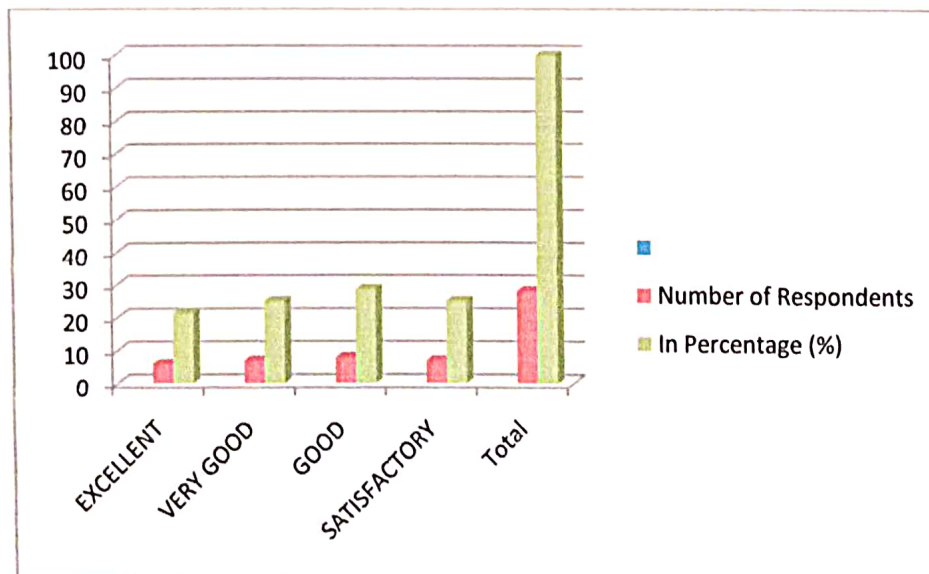
प्राचार्य
श्री गुलाब सिंह राजकीय महाविद्यालय
चकराता (देहरादून)




3-Integration of cross cutting issues like gender equity, ethics, environment sustainability etc.into the curriculum.

ALUMNI APPROACH	EXCELLENT	VERY GOOD	GOOD	SATISFACTORY	Total
Number of Respondents	6	7	8	7	28
In Percentage (%)	21.43	25	28.57	25	100

3-Bar diagram integration of cross cutting issues like gender equity, ethics, environment sustainability etc.into the curriculum.



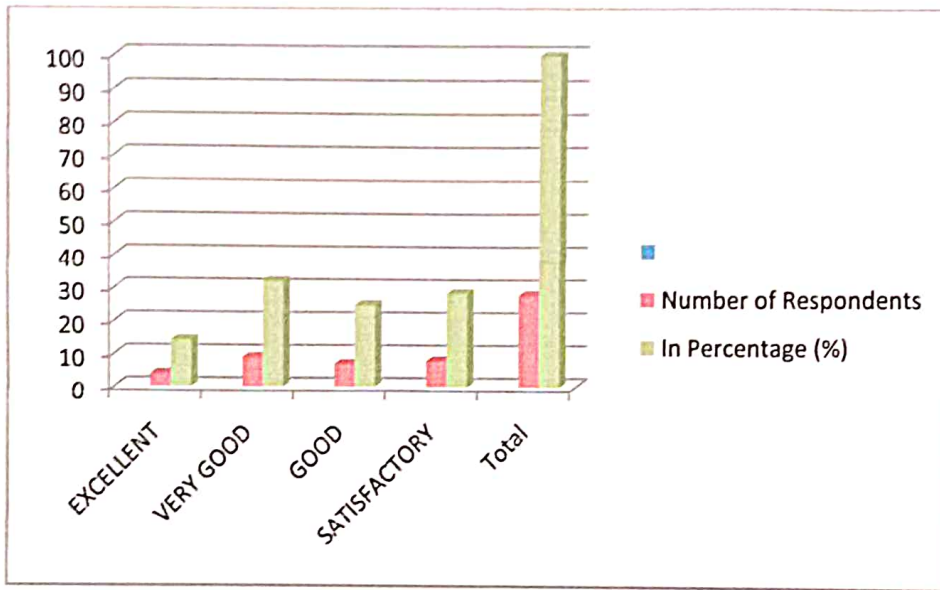

 Co-ordinator
 IQAC
 S.G.S. Govt. Degree
 College, Chakrata (D.Dun)


 प्राचार्य
 श्री गुलाब सिंह राजकीय महाविद्यालय
 चकराता (देहरादून)

4-how do rate of evaluation into break internal and external evaluation

ALUMNI APPROACH	EXCELLENT	VERY GOOD	GOOD	SATISFACTORY	Total
Number of Respondents	4	9	7	8	28
In Percentage (%)	14.29	32.14	25	28.57	100

4 Bar diagram rate of evaluation into break internal and external evaluation.



5-how do you rate of methods of curriculum delivery by the teacher.

ALUMNI APPROACH	EXCELLENT	VERY GOOD	GOOD	SATISFACTORY	Total
Number of Respondents	6	8	7	7	28
In Percentage (%)	21.43	28.57	25	25	100

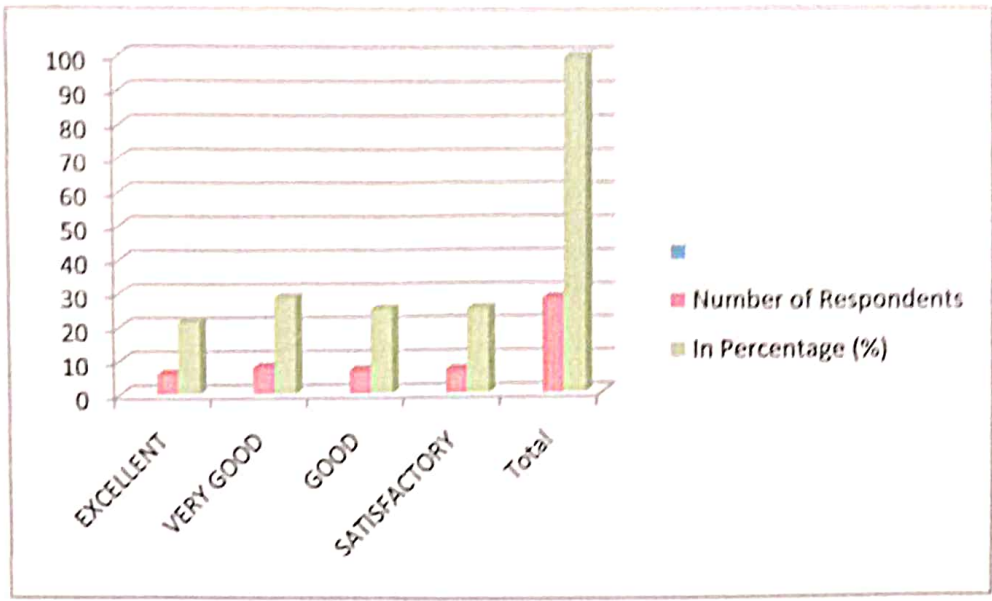
[Signature]

Co-ordinator
IQAC
S.G.S. Govt. Degree
College, Chakrata (D.Dun)

[Signature]

प्राचार्य
श्री गुलाब सिंह राजकीय महाविद्यालय
चकराता (देहरादून)

5- bar diagram rate of methods of curriculum delivery by the teacher



Co-ordinator
IQAC
S.G.S. Govt. Degree
College, Chakrata (D.Dun)

प्राचार्य
श्री गुलाब सिंह राजकीय महाविद्यालय
चकराता (देहरादून)

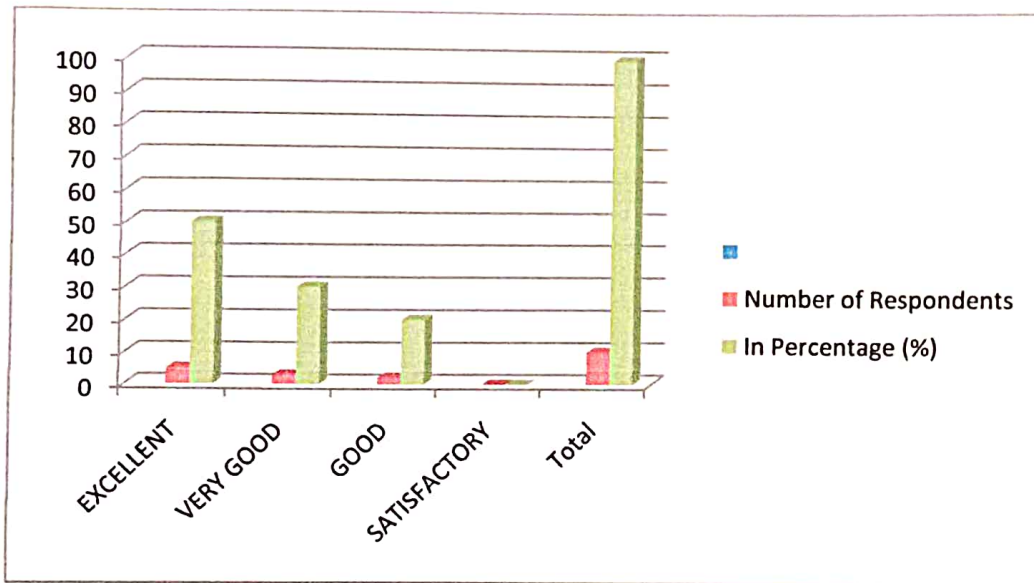
Teacher feedback data analysis –

Session 2018-19

Q-1 – How do you rate the S.D.S.U.V Semester pattern vis a vis H.N.B.G.U.(C.B.C.S) pattern in context of students.

TEACHER APPROACH	EXCELLENT	VERY GOOD	GOOD	SATISFACTORY	Total
Number of Respondents	5	3	2	0	10
In Percentage (%)	50	30	20	0	100

Figure-1 Bar diagram of rate the S.D.S.U.V Semester pattern vis a vis H.N.B.G.U.(C.B.C.S) pattern in context of students.



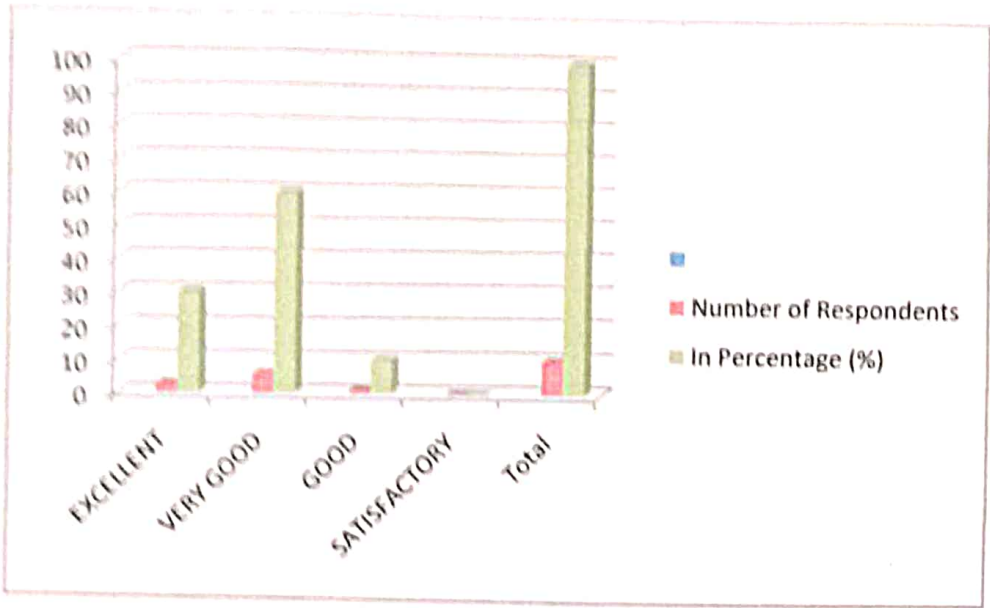
2- what is your rating of CES(Continuous Evaluation system) in the context of subject knowledge acquired by the student.

TEACHER APPROACH	EXCELLENT	VERY GOOD	GOOD	SATISFACTORY	Total
Number of Respondents	3	6	1	0	10
In Percentage (%)	30	60	10	0	100

Co-ordinator
IQAC
S.G.S. Govt. Degree
College, Chakrata (D.Dun)

प्राचार्य
श्री गुलाब सिंह राजकीय महाविद्यालय
चकराता (देहरादून)

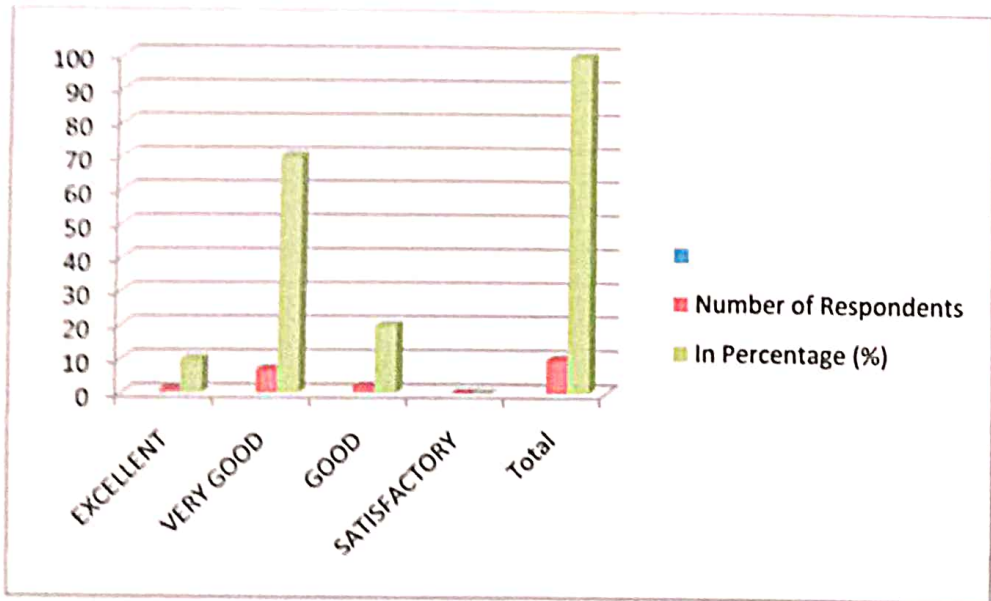
Figure-2 bar diagram rating of CES(Continuous Evaluation system) In the context of subject knowledge acquired by the student.



3- the curriculum is balanced with regard to the theoretical and practical knowledge.

TEACHER APPROACH	EXCELLENT	VERY GOOD	GOOD	SATISFACTORY	Total
Number of Respondents	1	7	2	0	10
In Percentage (%)	10	70	20	0	100

Figure-3 Bar diagram the curriculum is balanced with regard to the theoretical and practical knowledge.



[Signature]

Co-ordinator
IQAC

College, Changanassery (Kerala)

[Signature]

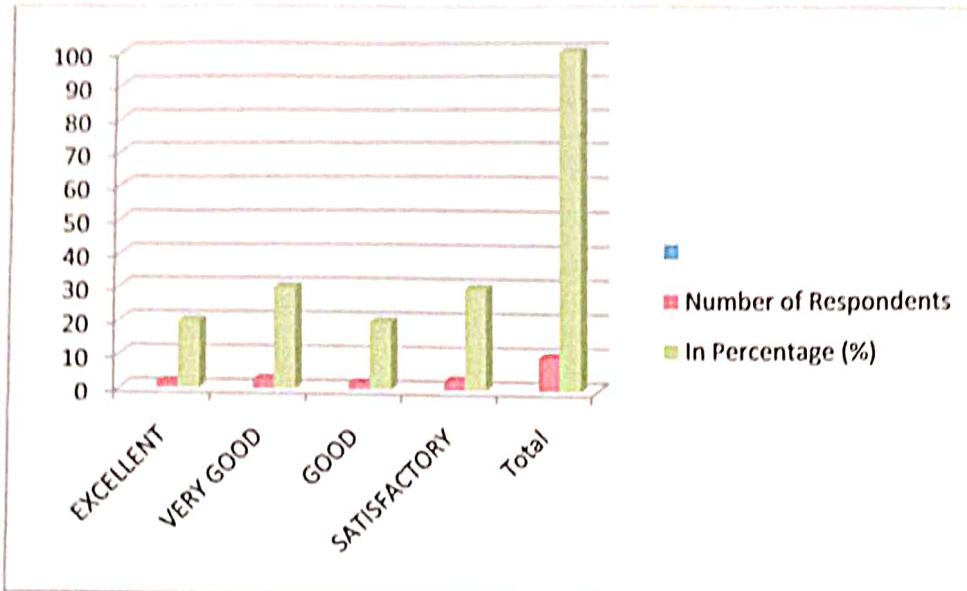
प्राचार्य

श्री गुलाम सिंह राजकीय महाविद्यालय
चकराता (देहरादून)

4 -How do you rate the curriculum with respect to skill enhancement?

TEACHER APPROACH	EXCELLENT	VERY GOOD	GOOD	SATISFACTORY	Total
Number of Respondents	2	3	2	3	10
In Percentage (%)	20	30	20	30	100

Figure-4 Bar diagram rate the curriculum with respect to skill enhancement.



5- the learning outcomes of curriculum are of global standards

TEACHER APPROACH	EXCELLENT	VERY GOOD	GOOD	SATISFACTORY	Total
Number of Respondents	1	4	5	0	10
In Percentage (%)	10	40	50	0	100

[Signature]

Co-ordinator
IQAC

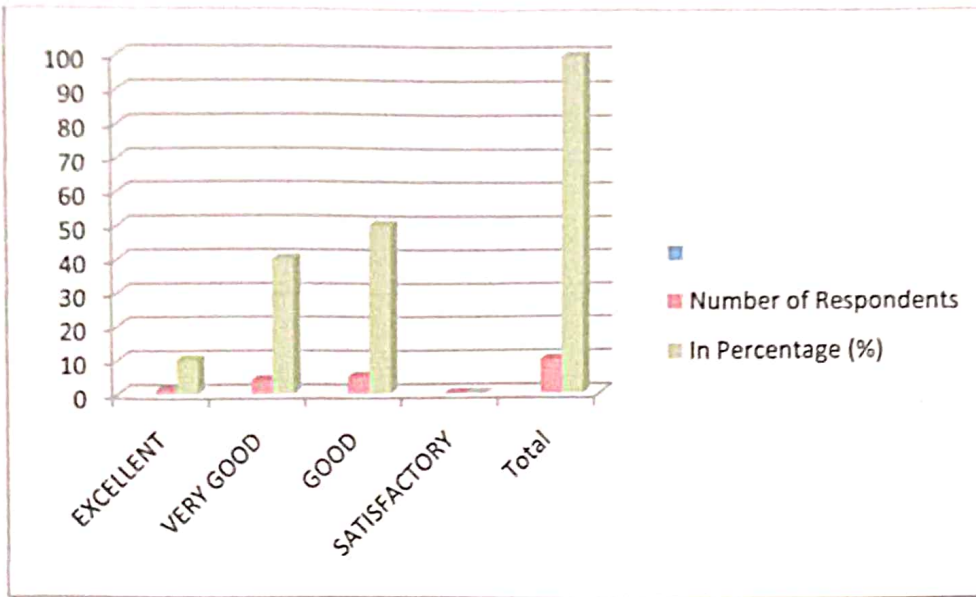
S.G.S. Govt. Degree
College, Chakrata (D.Dun)

[Signature]

प्राचार्य

श्री. मुलाव सिंह राजकीय महाविद्यालय
बकराता (देहरादून)

Figure-5 Bar diagram of the learning outcomes of curriculum are of global standards



Co-ordinator
IQAC

S.G.S. Govt. Degree
College, Chakrata (D.Dun)

प्राचार्य

श्री गुलाब सिंह राजकीय महाविद्यालय
चकराता (देहरादून)