

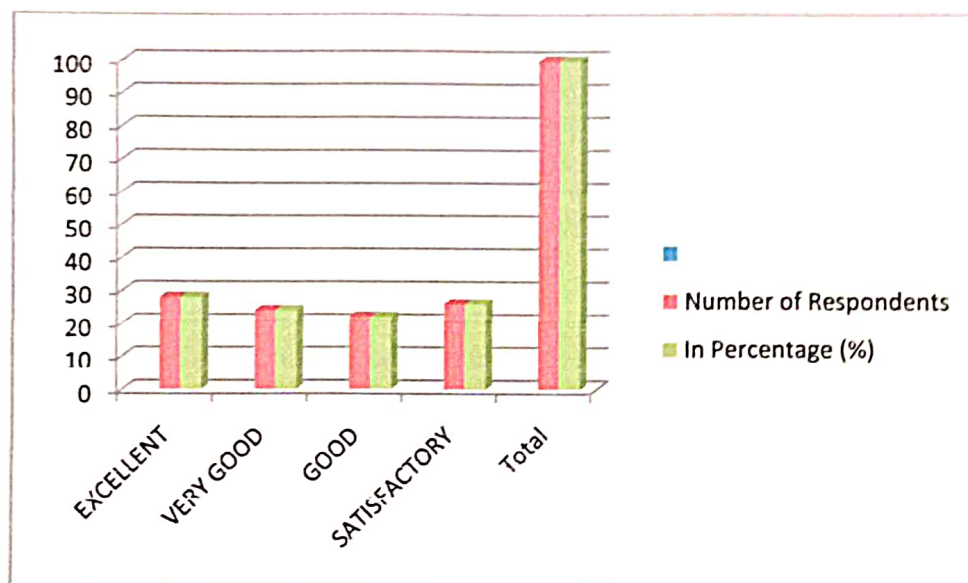
Students feedback data analysis –

Session 2019-20

1-how do you rate the S.D.S.U.V. Yearly pattern vis a vis S.D.S.U.V. Semester system.


Students APPROACH	EXCELLENT	VERY GOOD	GOOD	SATISFACTORY	Total
Number of Respondents	28	24	22	26	100
In Percentage (%)	28	24	22	26	100

Figure-1 bar diagram of rate the S.D.S.U.V. Yearly pattern vis a vis S.D.S.U.V. Semester system.



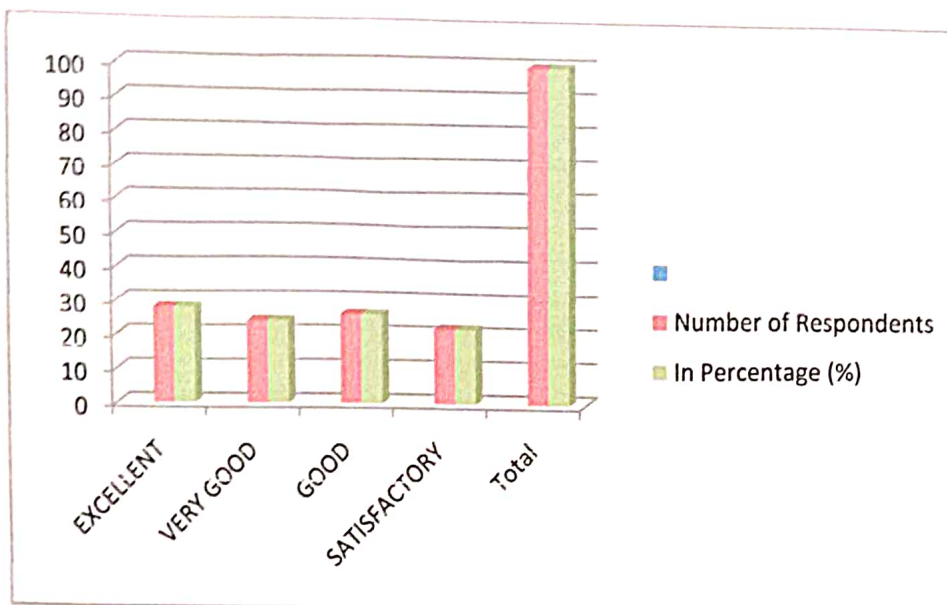
2-Method of transaction of curriculum.

Students APPROACH	EXCELLENT	VERY GOOD	GOOD	SATISFACTORY	Total
Number of Respondents	28	24	26	22	100
In Percentage (%)	28	24	26	22	100


Co-ordinator
IQAC
S.G.S. Govt. Degree
College, Chakrata (D.Dun)


प्रचार्य
श्री गुलाब सिंह राजकीय महाविद्यालय
चकराता (देहरादून)

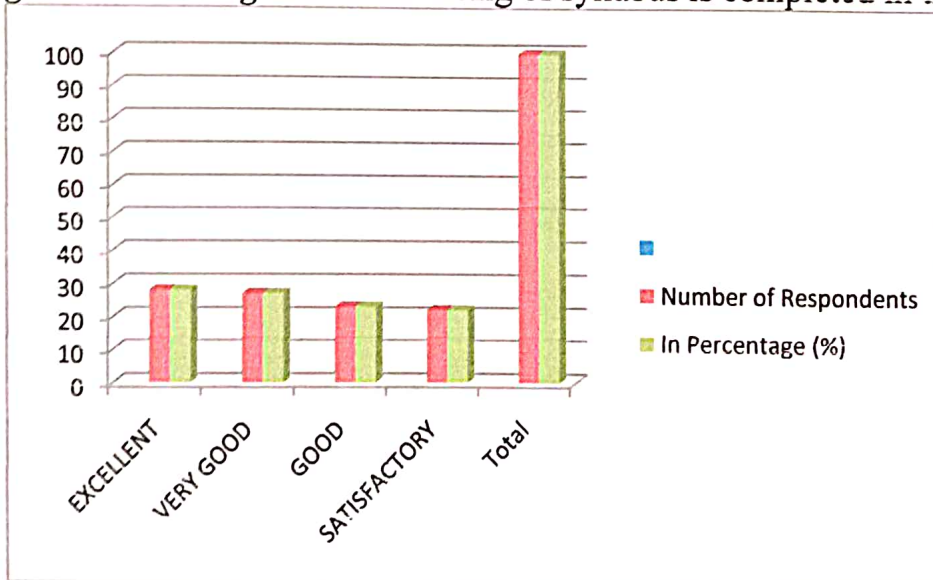
Figure-2 bar diagram of the Method of transaction of curriculum





3- what is your rating of syllabus is completed in time.

Students APPROACH	EXCELLENT	VERY GOOD	GOOD	SATISFACTORY	Total
Number of Respondents	28	27	23	22	100
In Percentage (%)	28	27	23	22	100

Figure-3 bar diagram of the rating of syllabus is completed in time.



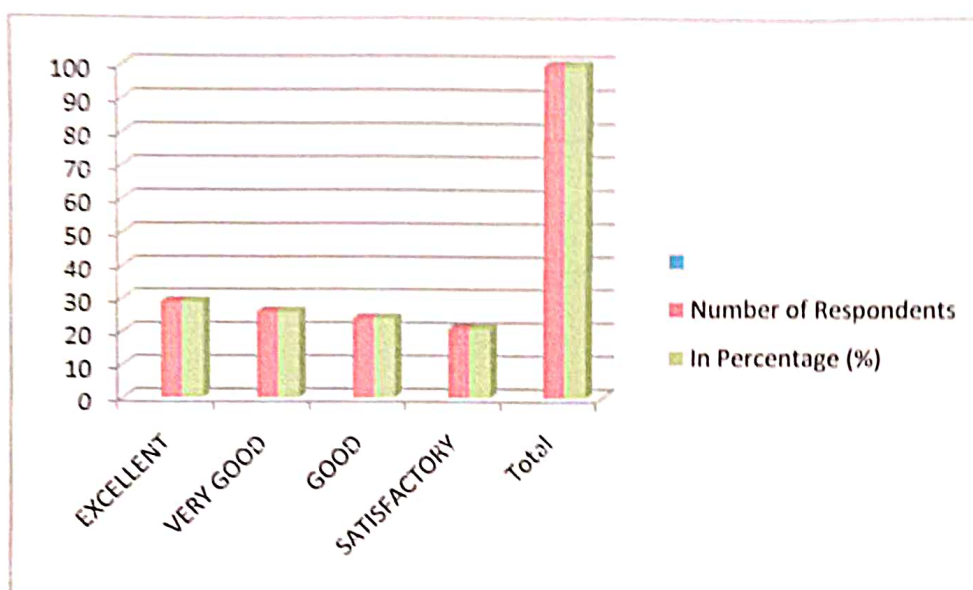

 Co-ordinator
 IQAC
 S.G.S. Govt. College,
 Chakrata (U.Dun)


 प्राचार्य
 श्री गुलाब सिंह राजकीय महाविद्यालय
 चकराता (देहरादून)

4- the content of the curriculum are in with the ugc/net/esir/competitive exam,

Students APPROACH	EXCELLENT	VERY GOOD	GOOD	SATISFACTORY	Total
Number of Respondents	29	26	24	21	100
In Percentage (%)	29	26	24	21	100

Figure-4 bar diagram of the curriculum are in with the ugc/net/esir/competitive exam.



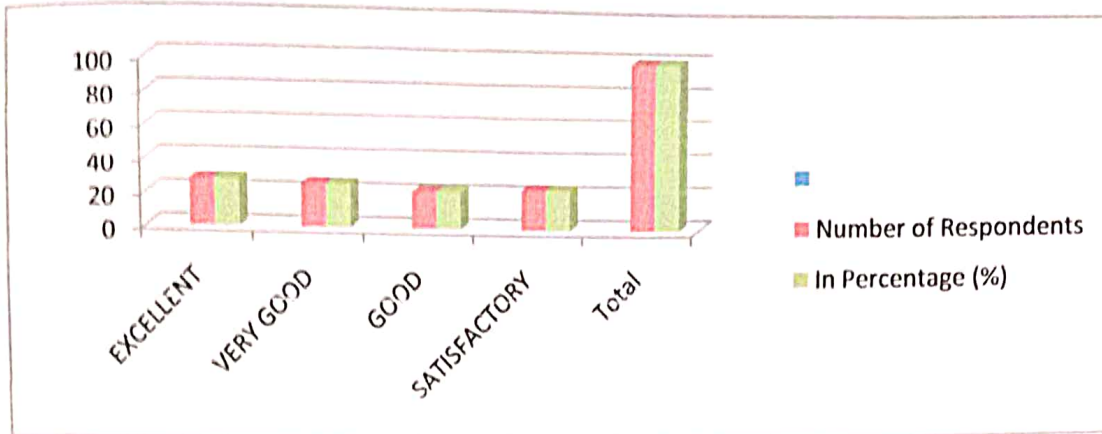
5- How do you rate the curriculum on skill enhancement.

Students APPROACH	EXCELLENT	VERY GOOD	GOOD	SATISFACTORY	Total
Number of Respondents	28	26	22	24	100
In Percentage (%)	28	26	22	24	100


 Co-ordinator
 IQAC
 S.G.S. Govt. Degree
 College, Chakrata (U.Dun)


 प्राचार्य
 श्री गुलाम सिंह राजकीय महाविद्यालय
 चक्राता (देहरादून)

Figure-5 bar diagram of rate the curriculum on skill enhancement.



Co-ordinator
IQAC
S.G.S. Govt. Degree
College, Chakrata (D.Dun)

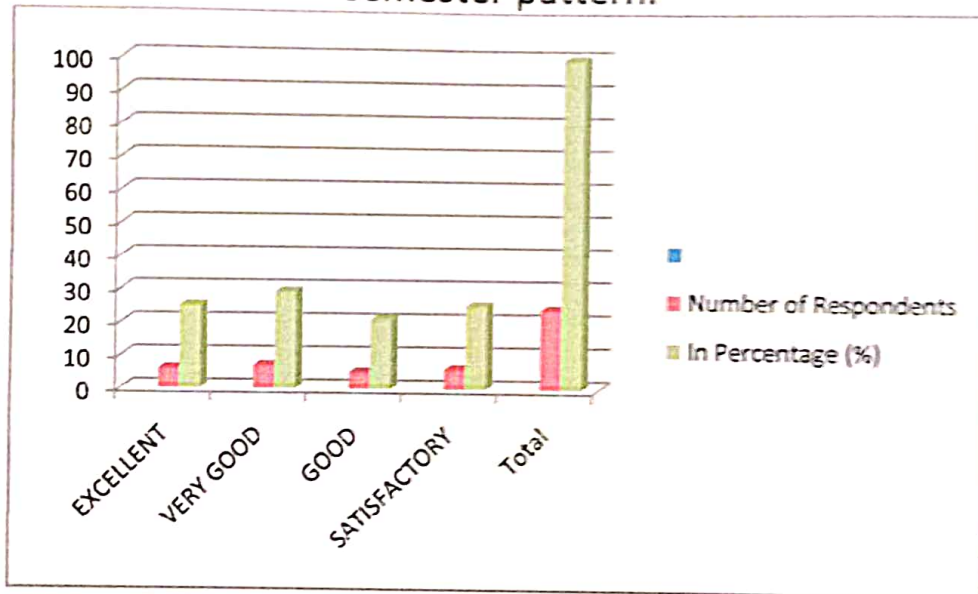
प्राचार्य
श्री गुलाब सिंह राजकीय महाविद्यालय
चकराता (देहशदून)

Alumni feedback data analysis 2019-20

1-your rating of the S.D.S.U.V. Yearly pattern vis a vis S.D.S.U.V. semester pattern.

ALUMNI APPROACH	EXCELLENT	VERY GOOD	GOOD	SATISFACTORY	Total
Number of Respondents	6	7	5	6	24
In Percentage (%)	25	29.17	20.83	25	100

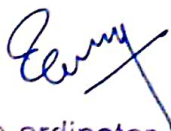
1-Bar diagram rating of the S.D.S.U.V. Yearly pattern vis a vis S.D.S.U.V. semester pattern.



2- what is the level of teacher's dedication towards campus.

ALUMNI APPROACH	EXCELLENT	VERY GOOD	GOOD	SATISFACTORY	Total
Number of Respondents	5	6	7	6	24
In Percentage (%)	20.83	25	29.17	25	100

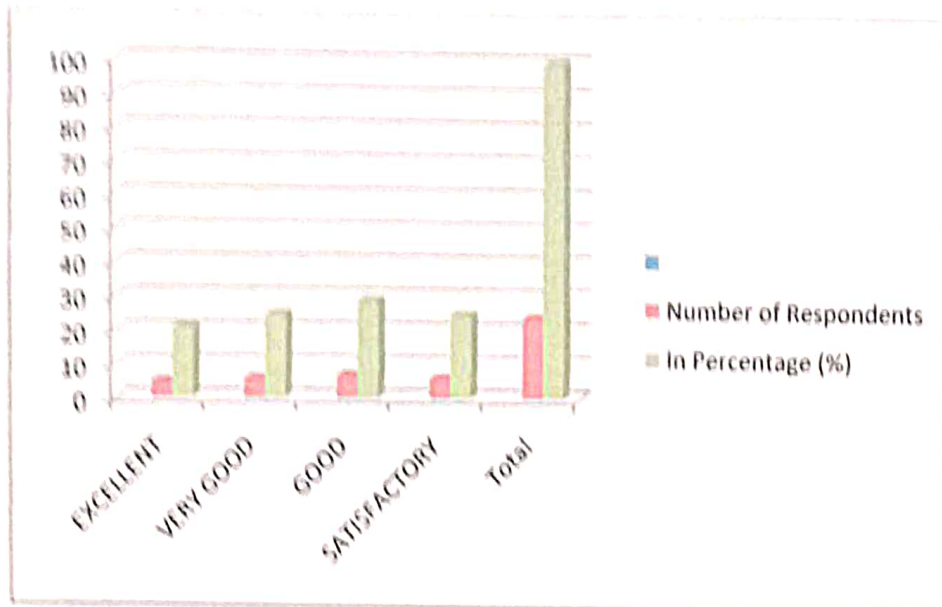
2-Bar diagram level of teacher's dedication towards campus.



Co-ordinator
IQAC
S.G S. Govt. Degree
College, Chakrata (D.Dun)



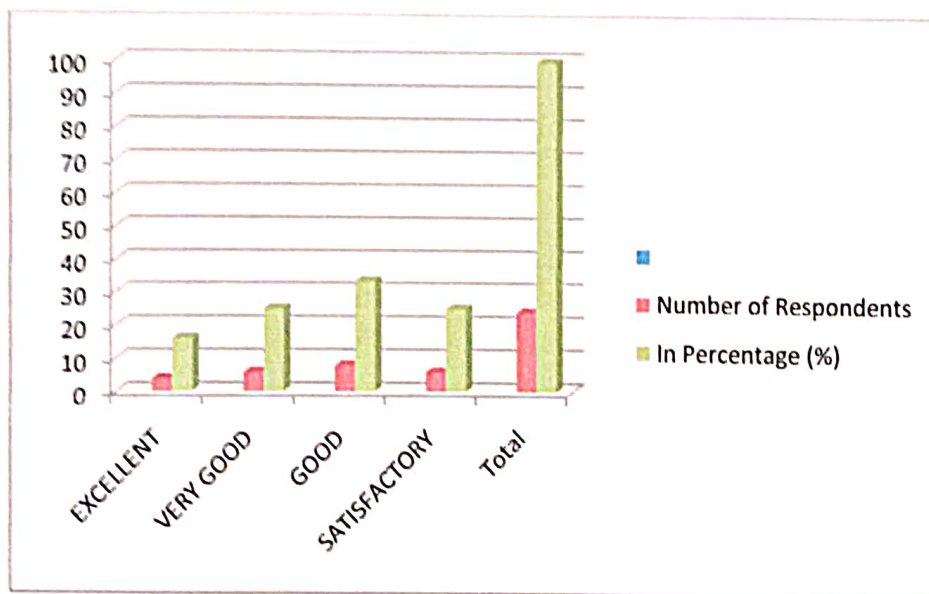
प्राचार्य
श्री गुलाब सिंह राजकीय महाविद्यालय
चकराता (देहरादून)




3-Integration of cross cutting issues like gender equity, ethics, environment sustainability etc.into the curriculum.

ALUMNI APPROACH	EXCELLENT	VERY GOOD	GOOD	SATISFACTORY	Total
Number of Respondents	4	6	8	6	24
In Percentage (%)	16.67	25	33.33	25	100

3-bar diagram integration of cross cutting issues like gender equity, ethics, environment sustainability etc.into the curriculum.



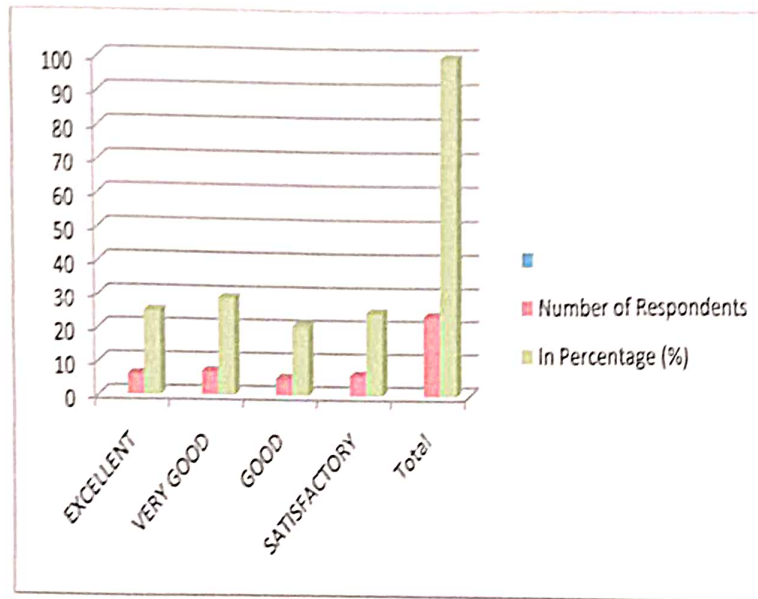

 Co-ordinator
 IQAC
 S.G.S. Govt. Degree
 College, Chakrata (D.Dun)


 प्राचार्य
 श्री गुलाब सिंह राजकीय महाविद्यालय
 चकराता (देहरादून)

4-how do rate of evaluation into break internal and external evaluation


ALUMNI APPROACH	EXCELLENT	VERY GOOD	GOOD	SATISFACTORY	Total
Number of Respondents	6	7	5	6	24
In Percentage (%)	25	29.17	20.83	25	100


4 bar diagram rate of evaluation into break internal and external evaluation.



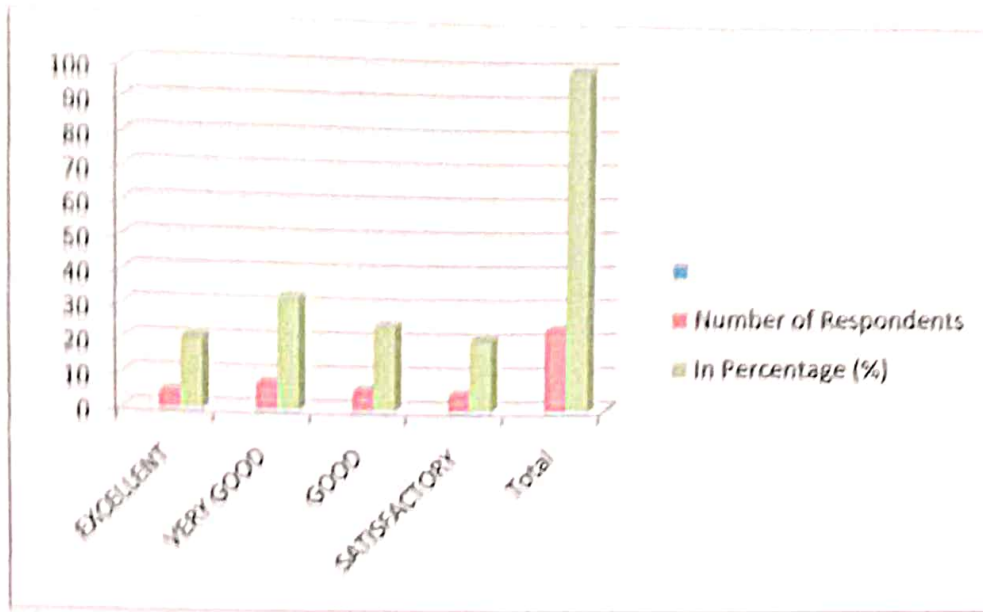
5-how do you rate of methods of curriculum delivery by the teacher.

ALUMNI APPROACH	EXCELLENT	VERY GOOD	GOOD	SATISFACTORY	Total
Number of Respondents	5	8	6	5	24
In Percentage (%)	20.83	33.33	25	20.83	100


 Co-ordinator
 IQAC
 S.G S. Govt. Degree
 College, Chakrata (D.Dun)


 प्राचार्य
 श्री गुलाब सिंह राजकीय महाविद्यालय
 चक्राता (देहरादून)

5- Bar diagram rate of methods of curriculum delivery by the teacher.



[Handwritten Signature]

Co-ordinator
IQAC
B.G.S. Govt. Degree
College, Chakrata (D.Dun)

[Handwritten Signature]

प्राचार्य
श्री गुलाब सिंह राजकीय महाविद्यालय
चकराता (देहरादून)

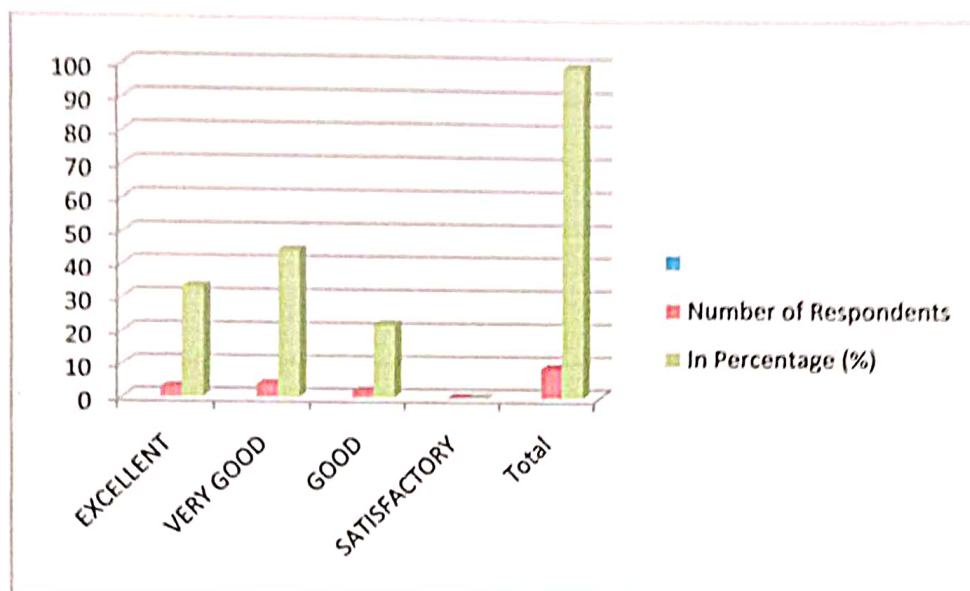
Teacher feedback data analysis –

Session 2019-20

Q-1 – How do you rate the S.D.S.U.V yearly pattern vis a vis S.D.S.U.V Semester pattern in context of students.


TEACHER APPROACH	EXCELLENT	VERY GOOD	GOOD	SATISFACTORY	Total
Number of Respondents	3	4	2	0	9
In Percentage (%)	33.33	44.44	22.22	0	100

Figure-1 Bar diagram of rate the S.D.S.U.V yearly pattern vis a vis S.D.S.U.V Semester pattern in context of students.



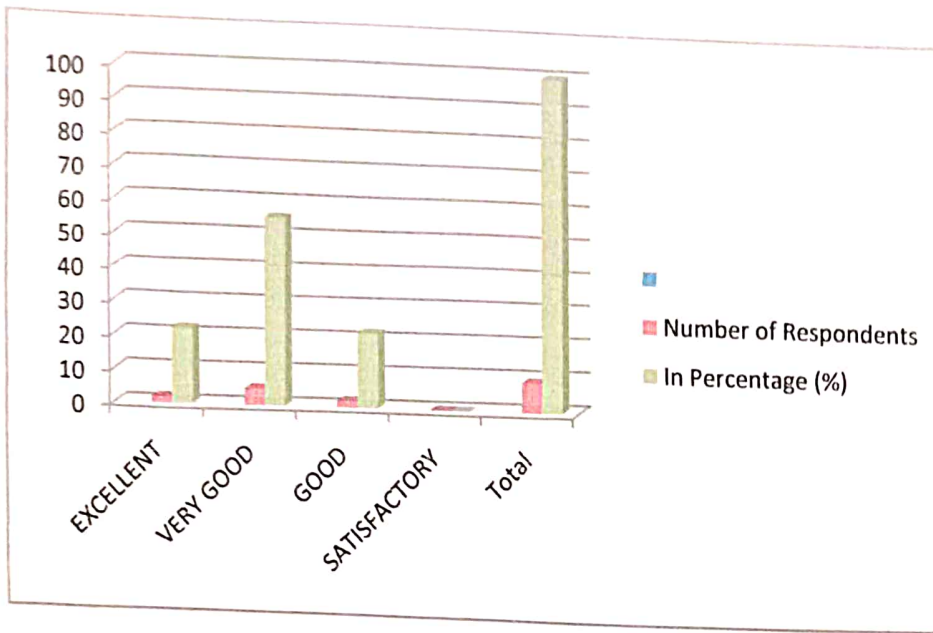
2- what is your rating of CES(Continuous Evaluation system) in the context of subject knowledge acquired by the student.

TEACHER APPROACH	EXCELLENT	VERY GOOD	GOOD	SATISFACTORY	Total
Number of Respondents	2	5	2	0	9
In Percentage (%)	22.22	55.56	22.22	0	100


 Co-ordinator
 IQAC
 S.G.S. Govt. Degree
 College, Chakrata (D.Dun)


 प्राचार्य
 श्री गुलाब सिंह राजकीय महाविद्यालय
 चक्राता (देहरादून)

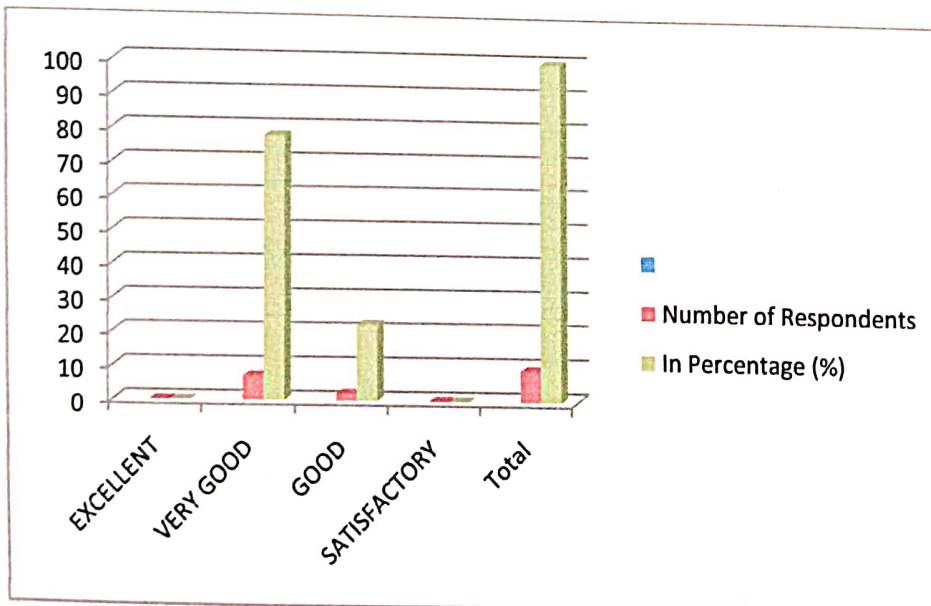
Figure-2 bar diagram rating of CES(Continuous Evaluation system) in the context of subject knowledge acquired by the student.





3- the curriculum is balanced with regard to the theoretical and practical knowledge

TEACHER APPROACH	EXCELLENT	VERY GOOD	GOOD	SATISFACTORY	Total
Number of Respondents	0	7	2	0	9
In Percentage (%)	0	77.78	22.22	0	100

Figure-3 Bar diagram the curriculum is balanced with regard to the theoretical and practical knowledge.



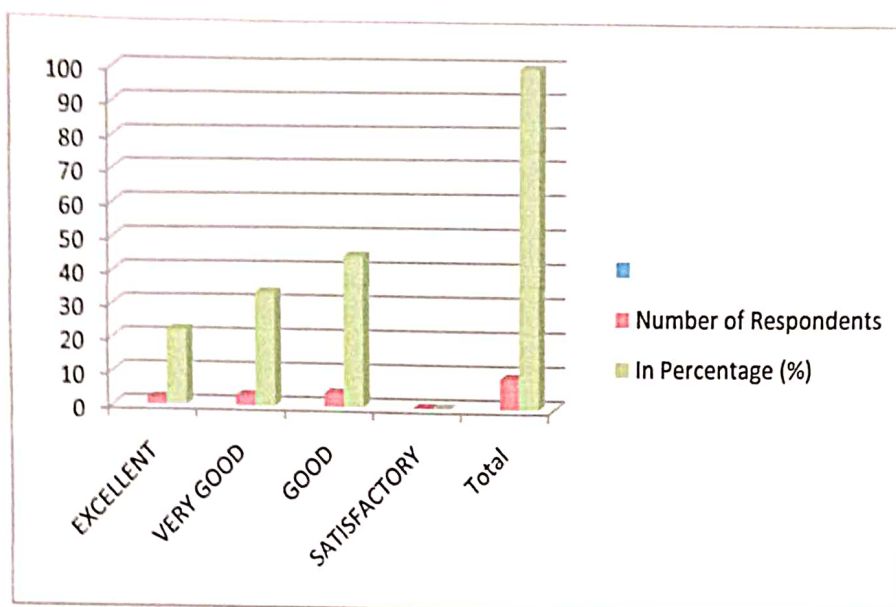

 Co-ordinator
 IQAC
 S.G.S. Govt. Deg
 College, Chakrata (D.D. area)


 प्राचार्य
 श्री गुलाब सिंह राजकीय महाविद्यालय
 चकराता (देहरादून)

4 -How do you rate the curriculum with respect to skill enhancement?

TEACHER APPROACH	EXCELLENT	VERY GOOD	GOOD	SATISFACTORY	Total
Number of Respondents	2	3	4	0	9
In Percentage (%)	22.22	33.33	44.44	0	100

Figure-4 Bar diagram rate the curriculum with respect to skill enhancement.



5- the learning outcomes of curriculum are of global standards

TEACHER APPROACH	EXCELLENT	VERY GOOD	GOOD	SATISFACTORY	Total
Number of Respondents	1	7	1	0	9
In Percentage (%)	11.11	77.78	11.11	0	100

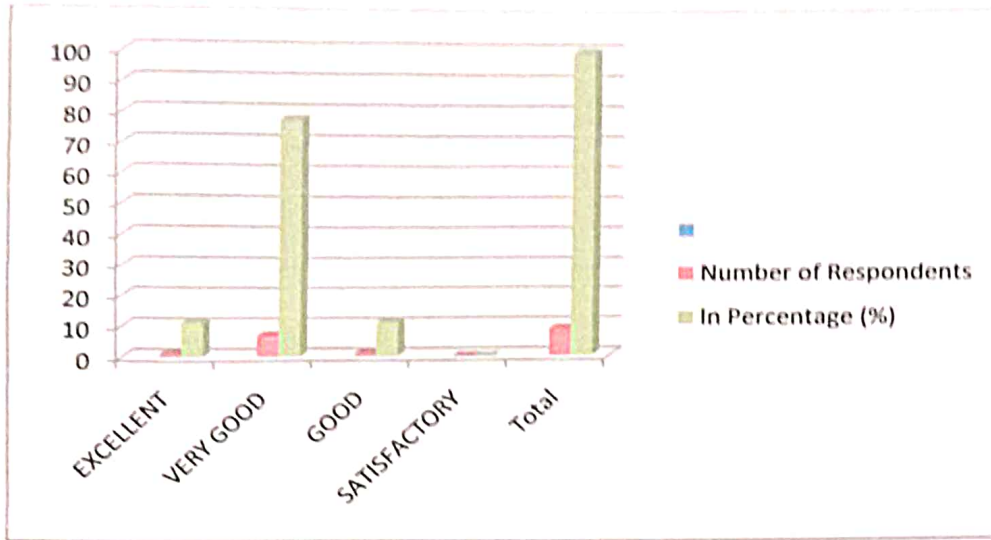
[Signature]


Co-ordinator
IQAC
S.G.S. Govt. Degree
College, Chakrata (D.Dun)

[Signature]

प्राचार्य
श्री गुलाब सिंह राजकीय महाविद्यालय
चकराता (देहरादून)

Figure-5 Bar diagram of the learning outcomes of curriculum are of global standards




Co-ordinator
IQAC
S.G.S. Govt. Degree
College, Chakrata (D.Dun)


प्राचार्य
श्री गुलाब सिंह राजकीय महाविद्यालय
चक्राता (देहरादून)